



# PRODUCT SELECTION CATALOG

June 2025



# LOGGERFLEX



At LoggerFlex, we specialize in designing cutting-edge IoT solutions that redefine monitoring and data management across industries. Our innovative devices are built to seamlessly connect with existing infrastructures like WiFi, cellular networks, and Modbus systems, offering unparalleled flexibility and ease of use. With a focus on precision, efficiency, and sustainability, our products cater to diverse applications, from environmental monitoring and predictive maintenance to energy management and industrial automation. Backed by our powerful LoggerFlex Cloud platform, we provide advanced data logging, real-time alarms, and insightful analytics to empower businesses to make smarter, faster decisions. Explore our 2025 catalog to discover how LoggerFlex is transforming data-driven solutions for a better-connected world.

## Table of Contents

Introduction to LoggerFlex Cloud Application	<b>1</b>	NIST traceability and Calibration	<b>21</b>
LoggerFlex Advanced Alarm Function	<b>2</b>	EDGE CO2 & Air Quality Datalogger (WiFi & Cellular)	<b>22</b>
Key Features of LoggerFlex Cloud Application	<b>3</b>	BLOCK CO2 Datalogger	<b>23</b>
Introduction EDGE Family of Dataloggers	<b>4</b>	CO2 Monitoring Applications	<b>24</b>
EDGE Dataloggers' General Specifications	<b>5</b>	Fluid Pressure Monitoring Solutions	<b>25</b>
Introduction BLOCK Family of Dataloggers	<b>6</b>	Fluid Pressure Monitoring use cases	<b>26</b>
BLOCK Dataloggers' General Specifications	<b>7</b>	Current Monitoring Solutions	<b>27</b>
Flood Detection & Digital Input Alarm Functions	<b>8</b>	Motion Detector + Temp + RH (WiFi & Cellular)	<b>28</b>
Cellular Direct Dataloggers (No WiFi - No Sim card)	<b>9</b>	Utility Monitoring & BLOCK Pulse Counter	<b>29</b>
Mold Prediction & Mold Index	<b>10</b>	Water metering & Sub-metering	<b>30</b>
EDGE Temperature & Humidity (WiFi & Cellular)	<b>11</b>	4-20mA WiFi Cloud gateway	<b>31</b>
BLOCK Temperature & Humidity (WiFi & Cellular)	<b>12</b>	Ultra low and Ultra High Temperature Solutions	<b>32</b>
BLOCK Enhanced Temperature & Humidity (WiFi)	<b>13</b>	Differential Air Pressure & Water Level	<b>33</b>
EDGE IN-SITU Temperature & Humidity	<b>14</b>	Light Intensity & UV index Monitoring	<b>34</b>
Temperature & Humidity Monitoring use cases	<b>15</b>	Contact-less (Infra red) Temperature Monitoring	<b>35</b>
EDGE Thermo Datalogger (WiFi & Cellular)	<b>16</b>	Air Pressure (Barometer)	<b>36</b>
EDGE Pharma with NIST Datalogger (WiFi & Cellular)	<b>17</b>	Modbus, M-Bus & Metering Networks	<b>37</b>
BLOCK with External Sensor (WiFi & Cellular)	<b>18</b>	Soil Moisture Content Monitoring	<b>38</b>
BLOCK with 2 x External Sensors (WiFi & Cellular)	<b>19</b>	BUN Family of Temperature & RH Dataloggers	<b>39</b>
Specifications of external temperature sensors	<b>20</b>	Accessories	<b>40</b>
		Predictive Maintenance	<b>41</b>

## LF CLOUD APPLICATION

LF Cloud (LoggerFlex Online Application) is a powerful, cloud-based platform that streamlines data collection and monitoring. Its primary functions include continuous, high-resolution monitoring and 24/7 data access from anywhere, enabling remote, multi-user oversight across different time zones. The application generates industry-specific, customizable reports tailored to the unique requirements of sectors such as pharmaceuticals, food safety, and HVAC. LF Cloud also supports multi-parameter monitoring of various environmental and system parameters, with shared access capabilities for collaborative monitoring among multiple users. As a progressive web application, it is accessible on any device with internet connectivity, requiring no installation and providing a consistent experience across platforms. This comprehensive platform empowers users with actionable insights, robust data management, and enhanced decision-making.

### Access from Anywhere, on Any Device, for Multiple Users



Neat Mobile View



Geographical Based Display



Professional Reports

### Our alarms will reach you, no matter how far you are.



Phone Call Alarm



Text Message Alarm



Email Alarm

## Advance Alarm Function

# 1

**Momentary Minimum & Maximum value Alarms**

As the most basic alarm function, 'LFCLOUD' can immediately push an alarm via email, SMS, or phone call if any measured parameter exceeds the defined maximum or falls below the adjustable minimum threshold. This instant alerting ensures that users are promptly informed.

# 2

**Adjustable "Persistent Condition" Alarm**

To filter out possible momentary fluctuations, users can adjust the persistence duration of the condition before the alarm goes off. Using this feature, the system only triggers the alarm if the out-of-bounds measured parameter remains beyond defined limits for a certain duration.

# 3

**Adjustable Time-Weighted Average Long-term Alarms**

"LF CLOUD" can constantly monitor the parameters to ensure compliance with multiple long-term exposure rules. Rules can be defined by the measured level and duration of exposure, and the system will send an alarm if long-term exposure is detected based on time-weighted average values.

# 4

**Trend change (Drift) detection alarm**

The "LF Cloud" can monitor the trend of changes or drift in the measurements and push notifications if the average measured values show a certain percentage higher or lower than previous records at adjustable intervals.

## LF Cloud Key Functionality Highlights

**Data Security and Privacy:** End-to-end encryption.

**Activity Logging:** Digital tracing of user actions and alarm events.

**Frequent Data Backups:** Multiple daily backups ensure data integrity.

**Multi-channel notifications:** Email, SMS, and phone calls.

**Alarming:** Threshold, persistent condition, and trend-based alarms.

**Cross-Platform Access:** Compatible with Windows, iOS, Android.

**Global Accessibility:** Multi-language and multi-time zone support.

**Role-Based Sharing:** Access controls for collaborative use.

**Graphing & Visualization:** Customizable data visualization tools.

**Custom Reporting:** Industry-specific report generation.

**Geographic Data Insights:** Location-based data visualization.

**Utility Billing:** Automated cost allocation and submetering.

**API Integration:** Real-time data access and alerts through API.



## Industry-Specific Report Segments in LF Cloud



HVAC Systems



Property Management



Agriculture



Industrial Monitoring



Preservation



Pharmaceutical



Food Safety

## Key Features

### Professional Reporting & Analytics

The application generates tailored, industry-specific reports:

- **Min/Max/Average/MKT reports**
- **UV Exposure & Light Energy Reports** (for light sensors)
- **VPD Reports** for agriculture
- **Concrete Maturity & PUR Reports**
- **Peak Points & Out-of-Range Time Reports** (per day)
- **Pharma & Food Logbooks** with:
  - o Defined open/close hours
  - o Min/max temperature during operating and non-operating hours
- Export options available for audits, compliance, and internal documentation
- Fully compliant with **FDA CFR21 Part 11** and other regulatory standards



### Utility Monitoring & Energy Management

LoggerFlex also supports detailed monitoring of utilities including:

- **Water, gas, electricity, heating, and cooling systems**
- Granular data collection for consumption, flow, and system performance
- **Submetering and Cost Allocation Tools**
  - o Generate tenant or unit-level bills automatically
  - o Share usage data and generate **energy audit reports** for optimization and cost-saving

### Data Security & Traceability

- End-to-end encryption
- Daily automatic backups
- Tamper-proof **Activity Logs** recording user actions, alarm events, and configuration changes

### Universal Access & Multi-User Support

- Access from any browser on Windows, iOS, or Android
- No installation needed
- Multi-language and multi-time zone support
- Unlimited users with **role-based access control** and secure data sharing

### Calibration Management & NIST Traceability

- Track probe validity and calibration status
- Receive automatic reminders before expiration
- Digital certificates accessible via QR codes
- Replaceable calibrated probes eliminate the need to return the full device



### Seamless API Integration

Well-documented **REST APIs** allow for integration with external systems. **Push APIs** enable real-time forwarding of alarms and selected data.

### Map-Based Visualization

Geographic display of devices and their status—ideal for managing multiple facilities or regions.



# INTRODUCING EDGE FAMILY OF DATALOGGERS



BLE

WiFi

Cellular

## EDGE Datalogger & Alarm

The EDGE family of Data Loggers is a modern line of WiFi, Cellular, and Hybrid devices built for precise, high-frequency environmental monitoring. Each model features a low-power e-paper display that provides live readings, visual alarm indicators, and intuitive setup instructions. Designed for reliability and simplicity, EDGE devices connect directly to the internet without requiring a gateway. They offer long battery life, real-time alerts, and advanced onboard calculations such as dew point, vapor pressure, and mold risk. Seamlessly integrated with the LoggerFlex Cloud platform, EDGE delivers powerful data insights and flexible access from any device.



## General Technical Specifications of All EDGE Family Products

Built in sensors		Temperature and Relative Humidity (RH)
Operation Temperature range	°C	-20 to +70
	°F	-4 to +160
Temperature Measurement Accuracy		±0.2 °C (±0.36 °F)
Temperature Reporting Resolution		0.1
RH measurement range		0-99% non-condensing
RH Measurement Accuracy		±1.8% RH (at 25 °C, 10-90%)
Interface		Wi-Fi - IEEE 802.11 b/g/n - 2.4 GHz BLE (Bluetooth Low Energy) - 2.4 GHz Cellular LTE-M & 2G (all band - Global) *
FCC ID	WiFi	2AC7Z-ESPWROOM32
	Cellular	2AJYU-8VC0001
Power Supply	Internal	4 x AA batteries
	External	5V DC Standard USB-Charger
Display Update Temperature Range	°C	0 to +50
Out of this range, display updates are paused	°F	+32 to +122
Internal Memory Capacity		49,000 Record of each measured Parameter
Recoding interval		1 to 30 minutes
Syncing interval (sending data to the cloud)		Real-time Alarms - 10 minutes to 7 days

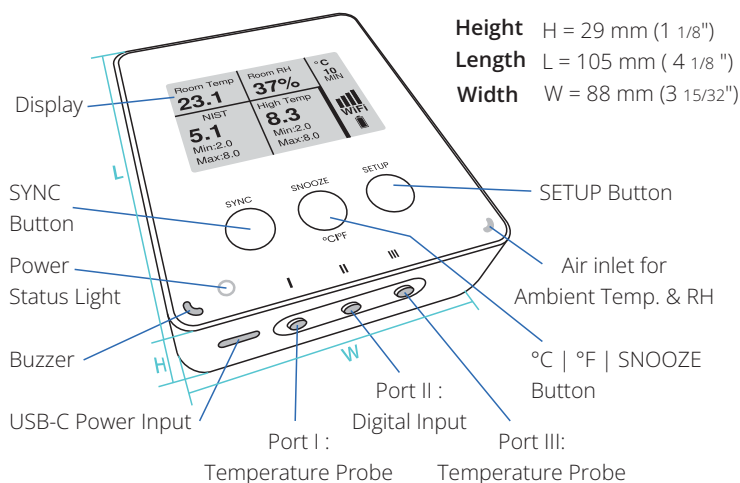


WiFi

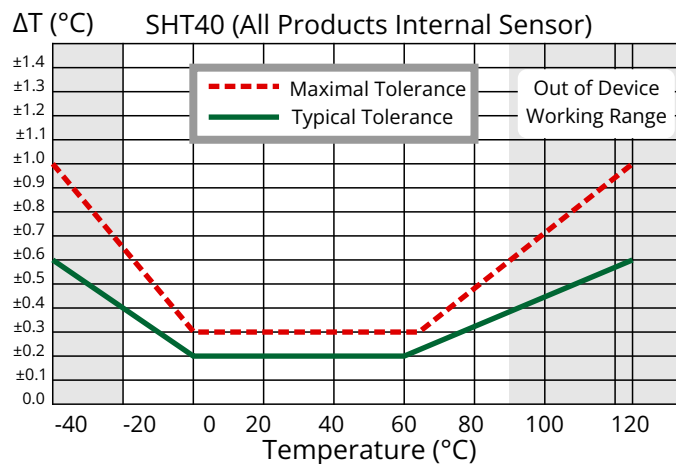


Cellular

## Parts and Components



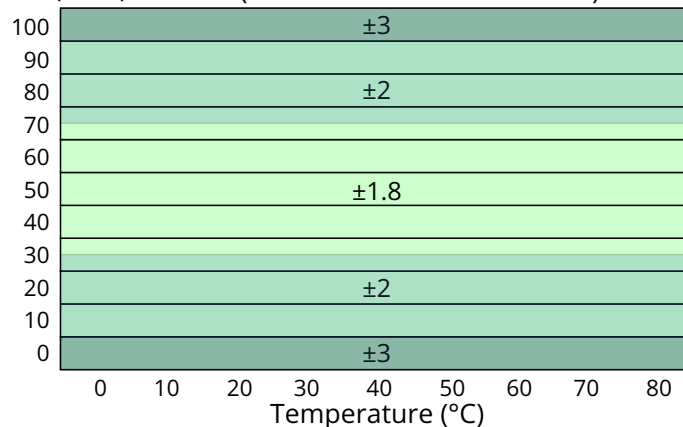
## Internal Sensor's Accuracy



## Real-time Alarm Methods



## RH (%RH) SHT40 (All Products Internal Sensor)



## EDGE's Special Features

### Advanced Monitoring, Alarms, and Seamless Connectivity

- Connects directly to WiFi or Cellular (No gateway required)
- Alarms via Email, SMS, Phone Call
- Power Disruption and Re-connection Notification
- Audible and Visual alarms
- Real-time BLE streaming
- Automatic WiFi-to-cellular rollover (in Cellular model)
- Works on 4xAAA batteries (up to 2 years) or USB-C power
- Super user-friendly setup with QR scan

## Compliance



# INTRODUCING BLOCK FAMILY OF DATALOGGERS



WiFi



Cellular

## BLOCK Datalogger & Alarm

The BLOCK family of Data Loggers includes two versions: WiFi and Cellular. Both versions are designed for efficient data collection, real-time alarms, and extended battery life. The Cellular version offers direct data transfer over cellular networks, while the WiFi version connects seamlessly to existing WiFi networks, ensuring flexible monitoring solutions. With advanced power management, both versions support high-frequency measurement sampling and immediate alerts without requiring additional gateways.

## General Technical Specifications of All BLOCK Family Products

Built in sensors		Temperature and Relative Humidity (RH)
Power Supply	Internal	4 x AA batteries
	External	5V DC Standard USB-Charger
Temperature measurement range	°C	-20 to +70
	°F	-4 to +160
Temperature reporting resolution		0.1
RH measurement range		0-99% non-condensing
Interface		Wi-Fi - IEEE 802.11 b/g/n - 2.4 GHz
FCC ID	WiFi	2AC7Z-ESPWROOM32
	Cellular	2AJYU-8VC0001
Max TX power		20 dBm (100 mW)
Internal Memory Capacity		64,000 Record of each measured Parameter
Record intervals		1 minute to 30 minutes (down to 5 sec. by order)
Upload intervals		1 hour to once a week (down to 1 min. by order)
Dimensions	Height	H = 133 mm (5 <sup>15</sup> / <sub>64</sub> " )
	Length	L = 53 mm ( 2 <sup>3</sup> / <sub>32</sub> " )
	Width	W = 43 mm (1 <sup>11</sup> / <sub>16</sub> " )






WiFi

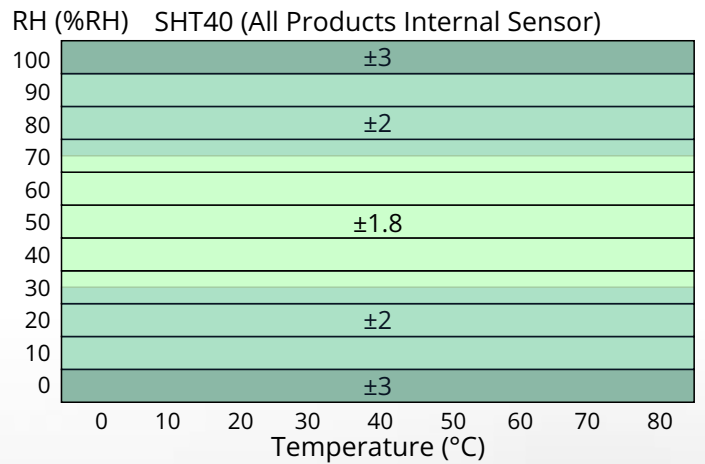
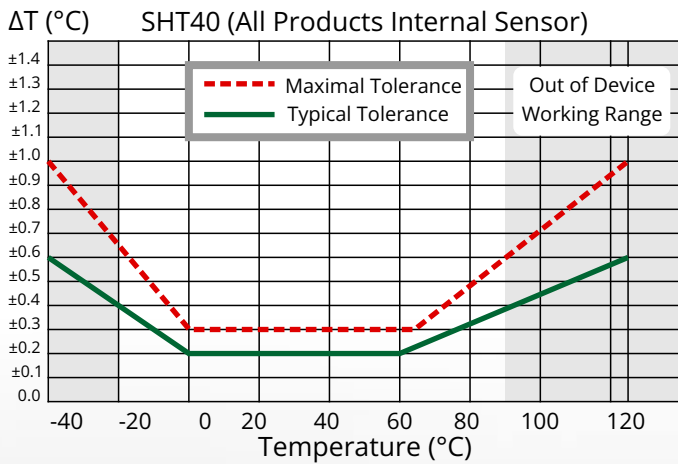


Cellular

## Parts and Components



## Internal Sensor's Accuracy



## Compliance



# LOGGERFLEX

## Flood Detector Function

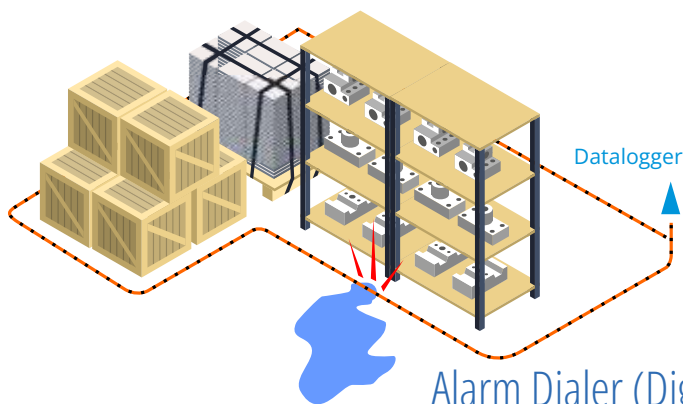
Some LoggerFlex devices feature a dedicated port for connecting a flood detection sensor. When paired with our full-length-sensitive flood sensor cable—extendable up to 100 meters (330 feet), these systems offer broad and reliable coverage. In the event of water detection, the device can trigger both visible and audible alarms while simultaneously sending instant alerts via phone call, text, and email to an unlimited number of recipients. To ensure accuracy and minimize false alerts, advanced algorithms intelligently filter out non-critical events, such as those caused by routine cleaning or mopping. This ensures dependable performance in sensitive environments. To find out which LoggerFlex products support this functionality, please refer to their dedicated product pages in this catalog.

## Flood Detector Installation Strategies

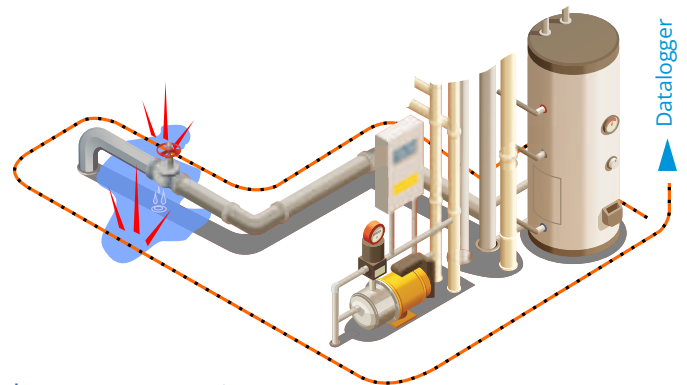
**Pipe Leak Detection:** Couple the detector cable along the entire length of pipes to detect and address leaks at the earliest possible moment.



**Protecting Important Assets:** Secure the perimeter around valuable items by encircling them with the detector wire, ensuring immediate detection of any approaching water.



**Containing the Risk Source:** Surround potential risk sources with the detector cable to promptly identify and contain leaks.



## Alarm Dialer (Digital Input) Function

Several LoggerFlex products, are equipped with a dedicated digital input port, allowing seamless integration with a wide range of digital input sources, such as switches, contact closures, or PLC digital outputs. This feature enables the system to instantly relay alarms from connected equipment to an unlimited number of recipients via phone call, SMS, and email. For example, in the event of a fire alarm activation, the system can immediately alert all building occupants, enabling rapid response. These devices also function as industrial-grade alarm dialers without requiring a landline or the ongoing cost of maintaining a dedicated cellular plan, offering a highly cost-effective and dependable communication solution. Additionally, alarm events are securely logged with tamper-proof timestamps, ensuring reliable records for compliance, reporting, and post-event analysis.

## LoggerFlex No Sim - Cellular Direct Data Loggers With Worldwide Unlimited Data



Our cellular devices offer unparalleled flexibility and instant connectivity, eliminating the limitations of WiFi by working seamlessly in any location with mobile network coverage. We recognize the challenges of dealing with complex mobile operator plans, hidden fees, and roaming charges. That's why our solution provides a straightforward service available in 173 countries, with **no roaming fees, no connection fees, and no hidden charges**. For just **\$2.99 per month**, you get unlimited data and unlimited premium access to our powerful software. This ensures seamless, reliable monitoring and data logging wherever you need it, without the hassles of traditional connectivity options.



No WiFi  
Plug & Play

- Unlimited Worldwide Data
- +
- Unlimited Cloud Storage
- +
- Premium Software Access
- +
- Share Access with Unlimited team members

**LOGGERFLEX**  
Cellular Direct  
Solution

**\$2.99**  
Per  
Month

### When to Choose Cellular Data Loggers Over WiFi

**No WiFi or Coverage Issues:** Great for remote or industrial areas with poor WiFi.

**Independent from Power Grid:** Operates on battery for off-grid monitoring and sends immediate alarms during power outages for timely action.

**Remote Locations:** Reliable in rural, offshore, or mountainous areas.

**Critical Applications:** Ensures reliable alerts for security or medical systems.

**Redundancy:** Provides backup monitoring during network outages.

**Easier Setup:** No network configuration, just plug and play.

**Frequent Staff Changes:** Simplifies use without training new personnel on network setups.

**Geo-Location Tracking:** Perfect for logistics or mobile asset tracking.

**On the Move:** Ideal for vehicles, shipping containers, or mobile equipment.

**Frequent Relocation or Temporary Installations:** Easily moved without resetting connections.

**Harsh Environments:** Performs well in industrial settings with obstructed signals.



## Your Shield Against Mold Growth

The EDGE family of advanced environmental monitoring devices is designed to safeguard your property and health by continuously tracking temperature and relative humidity (RH). Equipped with state-of-the-art sensors, each EDGE device calculates the Mold Index in real time, offering an early warning system to help prevent mold growth before it becomes a problem.



### What is the Mold Index?

The Mold Index is a precise, scientific measure of mold growth potential, represented on a scale from 0% to 100%, where 0% indicates no risk of mold and 100% represents severe, widespread mold contamination. It serves as a critical tool in understanding and preventing mold growth, helping you take timely action to protect your space.

### Mold Index Levels:

**0% - 15% (No Growth):** The environment is safe, and conditions are unfavorable for mold growth. Regular monitoring ensures these conditions are maintained.

**16% - 33% (Initial Signs of Mold):** Mold spores begin germinating, though growth may only be detectable under a microscope. These early stages require monitoring to prevent visible growth.

**34% - 50% (Visible Mold):** Small mold spots start appearing, visible to the naked eye. These conditions call for immediate attention to mitigate the risk.

**51% - 66% (Moderate Growth):** Mold begins to spread, covering localized areas. Ventilation, dehumidification, and cleaning are necessary to stop further development.

**67% - 83% (Extensive Growth):** Mold growth is widespread, affecting significant portions of surfaces. Structural damage and health risks increase, demanding professional remediation.

**84% - 100% (Severe Mold Contamination):** Mold has heavily colonized the area, covering the majority of surfaces. Immediate action is critical to address the contamination and prevent further health and structural damage.

**BLOCK Essential** continuously monitors temperature and humidity, two key drivers of mold growth, and calculates the Mold Index in real time. This empowers you to detect mold risk early and take preventative measures before it becomes visible or causes harm.

### What actions should I take if I receive a mold alarm?

When you receive a mold alarm from EDGE, it means environmental conditions are promoting mold growth, and immediate action is needed. Start by reducing humidity using a dehumidifier, improving ventilation, and fixing leaks or water intrusion. Regulate temperature by lowering it to disrupt mold-friendly conditions. Inspect the area for visible signs of mold or dampness, especially in hidden spots like behind furniture or under carpets. Clean small mold patches on non-porous surfaces with a mild detergent or mold remover while wearing protective gear. For severe or widespread growth, consult a professional mold remediation specialist to address the issue thoroughly. Taking prompt action prevents health risks, structural damage, and costly repairs.



BLE




WiFi



Cellular

## EDGE Essential

The EDGE Essential is purpose-built for accurate ambient temperature and humidity monitoring in preservation-sensitive environments such as museums, archives, storage spaces, offices, server rooms, and residential or commercial buildings. With optional door and flood sensors, mold risk notifications, and seamless WiFi or cellular connectivity, it enables early detection of unfavorable conditions and supports long-term environmental tracking for mold prevention, utility consumption audits, and usage analysis across agricultural, residential, and commercial settings. Tool-free installation, adjustable sampling intervals, and a powerful cloud platform make EDGE Essential a dependable solution for everyday monitoring without the complexity of external probes or certification requirements.



- PORT I Not in Use
- PORT II Digital | Flood (optional)
- PORT III Not in Use

### Real-time Alarms

- **High & Low Temperature** and Humidity alarms.
- **Power Interruption** and Restoration Alarms.
- **Flood Detection**, Door Magnet or Dry contact Real-Time Alarms.
- **Mold Index Calculation** and Mold risk Warnings.

## Monitoring Capabilities



Internal



Detachable



Ambient Temperature



Relative Humidity



Mold index



Location Cellular Only



Flood Detector



Digital Input



Power Disruption

## Technical Specifications

Weight	209 gr   7.3 Oz (including 4 x AA Alkaline batteries)
Digital Input type	Passive (Dry Contact, Door Sensor, Switch, PLC Output, etc.)
Temperature and RH Specifications	Refer to EDGE Family general Specification Sheet
Mold index range	0 to 100

Refer to the EDGE Family "General Specifications" (page 5) for more technical details.





## BLOCK Essential

Ideal for monitoring temperature and humidity in museums, agriculture, and property management, BLOCK Essential functions as an electronic thermograph and hygograph, generating tailored reports for preservation, food safety, and agriculture.

### Key Features:

**Automated Alarms:** Sends phone calls, texts, and email alerts if measured values exceed set thresholds or if digital inputs are activated.

**Mold Growth Prediction:** Calculates a "Mold Index" (0-100) to predict mold growth based on softwood conditions. Users can set index-based alarms for proactive mold prevention. Data

**Analysis & Reporting:** In addition to standard reports like detailed records, graphs, and min-max-average reports, it generates specialized data for food safety, vaccine stability, and environmental metrics such as vapor pressure deficit (VPD), dew point, EMC, and specific humidity.

**Data Security:** LoggerFlex ensures tamper-proof, FDA-compliant data storage with daily backups. Digital Tracing logs all interactions, supporting transparency and audit accountability.

**Extra Functions:** Equipped with two digital ports, BLOCK Essential also serves as a WiFi-based flood detector and phone dialer, supporting an optional water leak detection cable. It sends calls, texts, and emails when water leaks are detected or if external inputs like fire alarms or door magnets are activated.

- PORT I Not in Use
- PORT II Digital Input (optional)
- PORT III Flood Detector (optional)

## Monitoring Capabilities

- Record & Send Alarm (Internal)
- Record & Send Alarm (Detachable)
- Only Recording



Temperature



Relative Humidity



Mold index



Location  
Cellular Only



Flood Detector



Digital Input

## Technical Specifications

Weight	300 gr   10.6 Oz (including 4 x AA Alkaline batteries)
Digital Input type	Passive (Dry Contact, Door Sensor, Switch, PLC Output, etc.)
Temperature and RH Specifications	Refer to BLOCK Family general Specification Sheet
Mold index range	0 to 100
Mold Growth Prediction Alarm	Can be configured to any threshold

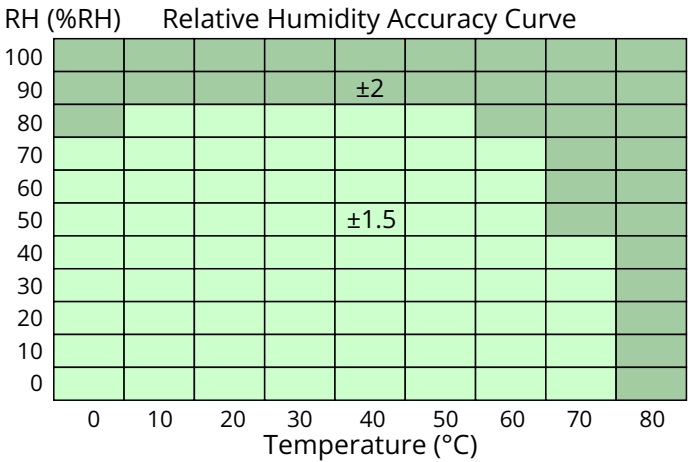
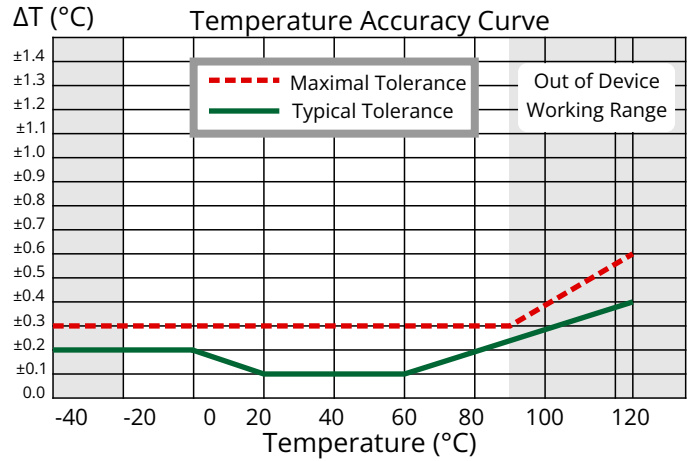
Refer to the BLOCK Family "General Specifications" (page 7) for more technical details.





## BLOCK Essential PLUS

The functions of the BLOCK Essential PLUS are identical to those of the BLOCK Essential but with enhanced accuracy, making it particularly suitable for environments with extreme humidity conditions, above 80% or below 20% RH. This makes it an ideal solution for applications such as post-harvest storage, where maintaining precise environmental conditions is critical, or dry cabinets in the electronics industry, which require stringent control of low humidity levels to prevent damage to sensitive components.



- PORT I Not in Use
- PORT II Digital Input (optional)
- PORT III Flood Detector (optional)

- Record & Send Alarm (Internal)
- Record & Send Alarm (Detachable)

## Monitoring Capabilities



Temperature



Relative Humidity



Mold index



Flood Detector



Digital Input

# EDGE IN-SITU

WiFi Version's Part Number:EDWIIS

Cellular Version's Part Number:EDCLIS



WiFi



Cellular



BLE



WiFi



Cellular

## EDGE IN-SITU

### Dual-Zone Environmental Monitoring with ASTM F2170 Compliance

EDGE In-Situ is a high-precision data logger built for applications where understanding moisture dynamics between ambient and enclosed environments is critical.

Equipped with internal ambient temperature and humidity sensors and an external in-situ probe for embedded RH and temperature measurements, it provides dual-zone insights for drying behavior, preservation, and long-term monitoring needs. The device calculates and displays specific humidity (g/kg or GPP) for both zones, with a clear visual indicator of moisture flow direction, enabling accurate decisions in line with ASTM F2170 standards.

A fully integrated perimeter-sensitive flood sensor helps detect sample contamination by notifying users if liquid water reaches the probe or surrounding area.

With WiFi or LTE-M connectivity, an ultra-clear e-ink display, and both audible and visible alarms, EDGE In-Situ combines precision, durability, and real-time alerts. It's ideal for flooring compliance, restoration, facility audits, and any scenario requiring accurate RH profiling over time.

#### Real-time Alarms

- High & Low Temperature and Humidity alarms for both sensors.
- Power Interruption and Restoration Alarms.
- Flood Detection Real-Time Alarms.
- Mold Index Calculation and Mold risk Warnings.



- PORT I External Temp/RH Probe
- PORT II Flood Sensor
- PORT III External Temp/RH Probe

## Monitoring Capabilities



Internal



Detachable



In-Situ probe Temperature



In-Situ probe Humidity



Ambient Temperature



Relative Humidity



Mold index



Location Cellular Only



Flood Detector



Power Disruption

## Technical Specifications

Ambient Temperature Measurement Accuracy	±0.2 °C (±0.36 °F)
In-Situ Probe Temperature Measurement Accuracy	±0.1 °C (±0.18 °F)
Both Temperature Sensors Reporting Resolution	0.1
Both RH Sensors measurement range	0-99% non-condensing
Ambient RH Measurement Accuracy	±1.8% RH (at 25 °C, 10-90%)
In-Situ Probe RH Measurement Accuracy	±1.5% RH (at 25 °C, 10-90%)

Refer to the EDGE Family "General Specifications" (page 5) for more technical details.

## Temperature and RH Loggers Use Cases

### Agriculture



BLOCK Essential is a valuable tool for optimizing agricultural environments. By monitoring temperature and humidity, it generates detailed Vapor Pressure Deficit (VPD) reports, offering critical insights for managing plant transpiration and photosynthesis. High and low-temperature alarms ensure crops are protected from adverse conditions, while real-time notifications allow farmers to take prompt action to maintain optimal growing environments. The device's ability to monitor specific humidity and dew point further aids in preventing crop stress and diseases.



In property management, BLOCK Essential addresses common challenges with precision. Its mold prediction alarm tracks temperature and humidity to assess mold growth risks, helping managers intervene early. The temperature alarm protects pipes by detecting frost conditions, while the flood detector alerts instantly to water leaks, preventing significant property damage. The device's alarm dialer function is especially useful in emergencies like fire, allowing property managers to send simultaneous call, text, and email alerts to all residents, ensuring fast and effective communication without monthly costs or landlines.

### Property Management



### Preservation



BLOCK Essential excels in preserving artifacts, historical items, and delicate materials. It records temperature and humidity with precision, ensuring conditions are stable and suitable for long-term storage. The advanced trend-detection alarm highlights fluctuations in relative humidity, which can cause more harm to artifacts than consistently high levels, allowing for proactive adjustments. Additionally, the device sends real-time alerts if environmental conditions go out of range, safeguarding valuable collections and ensuring compliance with preservation standards.

# EDGE THERMO

WiFi Version's Part Number:EDWITR

Cellular Version's Part Number:EDCLTR



WiFi



Cellular



BLE



WiFi



Cellular

## EDGE THERMO

Compliant. Connected. Certified.

EDGE Thermo is a high-performance environmental monitoring solution engineered for compliance-sensitive applications such as pharmaceuticals, vaccine storage, cold chain logistics, and regulated facilities. Combining all the capabilities of EDGE Essential—including precise ambient temperature and humidity tracking, mold risk analysis, VPD and dew point calculations, and seamless cloud integration—EDGE Thermo adds an extra layer of compliance, flexibility, and visibility.

Built with dual external sensor ports, EDGE Thermo supports calibrated and NIST-traceable probes, with the option to display certificate validity on screen and receive expiration reminders via email, ensuring uninterrupted regulatory compliance. Designed in accordance with [NSF/ANSI 456](#) standards, it features audible and visual on-device alarms in addition to text, email, and phone call alerts for out-of-bounds conditions.

With optional door and flood sensors, robust WiFi or cellular connectivity, and access to a powerful cloud platform for analytics, team sharing, and historical reporting, EDGE Thermo delivers comprehensive, reliable monitoring with tool-free deployment and long-lasting battery performance.

- **PORT I** External Digital Temp Sensor
- **PORT II** Digital Input (optional)
- **PORT III** External Digital Temp Sensor

### Real-time Alarms

- **High & Low Temperature** and Humidity alarms for all sensors.
- **Power Interruption** and Restoration Alarms.
- **Flood Detection**, Door Magnet or Dry contact Real-Time Alarms.
- **Mold Index Calculation** and Mold risk Warnings.

## Monitoring Capabilities

● Internal

● Detachable



**2 x External Temp probes**



**Ambient Temperature**



**Relative Humidity**



**Mold index**



**Location Cellular Only**



**Flood Detector**



**Digital Input**



**Power Disruption**

## Technical Specifications

Optional NIST-Traceable Calibration Certificate for External Probes.

Weight	209 gr   7.3 Oz (including 4 x AA Alkaline batteries)
Digital Input type	Passive (Dry Contact, Door Sensor, Switch, PLC Output, etc.)
Temperature and RH Specifications	Refer to EDGE Family general Specification Sheet
External Sensor's length	1.5 meters (5 ft) - Extendable up to 9 meters (30 ft.)
External Sensor's measurement range	-55°C to +125°C (-67°F to +257°F)

Refer to the EDGE Family "General Specifications" (page 5) for more technical details.



WiFi



Cellular



BLE



WiFi



Cellular

## EDGE PHARMA

### Precision Monitoring with NIST Traceability and Compliance Built-In

EDGE Pharma is engineered for strict compliance in pharmaceutical, vaccine, and cold chain applications. Supplied with **NIST-traceable** external temperature probes, it ensures reliable, audit-ready accuracy and meets **NSF/ANSI 456** standards.

The device clearly displays NIST certificate validity on-screen and sends automatic email reminders before expiration, keeping your monitoring system compliant with minimal manual oversight.

With seamless connectivity, powerful cloud features, and smart alarm handling, EDGE Pharma offers a complete, worry-free solution for high-stakes temperature monitoring.

NIST validity: 3 years in use (5 years on shelf), with automatic reminders shown on-screen and sent via email. Renew certification easily by replacing the affordable probe, no need to replace the entire device.



- **PORT I** External Temp/RH Probe
- **PORT II** Flood Sensor
- **PORT III** External Temp/RH Probe

### Real-time Alarms

- **High & Low Temperature** and Humidity alarms for all sensors.
- **Power Interruption** and Restoration Alarms.
- **Flood Detection** Real-Time Alarms.
- **Mold Index** Calculation and Mold risk Warnings.

## Monitoring Capabilities

● Internal

● Detachable



**2 x External Temp probes**



**Ambient Temperature**



**Relative Humidity**



**Mold index**



**Location Cellular Only**



**Flood Detector**



**Digital Input**



**Power Disruption**

## Technical Specifications

Both External Probes come with **NIST-Traceable Calibration Certificate**

Weight	209 gr   7.3 Oz (including 4 x AA Alkaline batteries)
Digital Input type	Passive (Dry Contact, Door Sensor, Switch, PLC Output, etc.)
Ambient Temperature and RH Specifications	Refer to EDGE Family general Specification Sheet
External Sensor's length	1.5 meters (5 ft) - Extendable up to 9 meters (30 ft.)
External Sensors' measurement range	-55°C to +125°C (-67°F to +257°F)

Refer to the EDGE Family "General Specifications" (page 5) for more technical details.



# BLOCK External Temp

WiFi Version's Part Number:BLXT01

Cellular Version's Part Number:EXTMOB



WiFi



Cellular

## BLOCK External Temp

Ideal for monitoring temperature in extreme environments, BLOCK External Temp is perfect for applications in industrial processes, cold storage, and environmental monitoring. It supports precise temperature tracking and customizable reporting for diverse needs.

### Key Features:

**Wide Temperature Range:** The external probe operates from -55°C to +125°C, making it suitable for a variety of applications.

**Detachable Probe Options:** Customers can choose between an ordinary model or a Thermowell pocket for enhanced durability and installation flexibility.

**NIST Certification Option:** The external sensor is available with or without a NIST traceable calibration certificate, catering to different compliance requirements.

**Automated Alarms:** Sends phone calls, texts, and email alerts if temperature measurements exceed set thresholds or if digital inputs are activated.  
**Data Analysis & Reporting:** Provides detailed records, graphs, and min-max-average reports, and supports specialized applications with customized data for compliance and operational efficiency.

**Data Security:** LoggerFlex ensures tamper-proof, FDA-compliant data storage with daily backups. Digital Tracing logs all interactions, supporting transparency and audit accountability.



Available in Two (2) Variations

WiFi

Cellular

- PORT I External Digital Temp Sensor
- PORT II Digital Input (optional)
- PORT III Flood Detector (optional)

## Monitoring Capabilities

● Record & Send Alarm (Internal)    
 ● Record & Send Alarm (Detachable)    
 ● Only Recording



Temp Probe



Ambient Temp



Relative Humidity



Location  
Cellular Only



Flood Detector



Digital Input

## Technical Specifications

Weight	300 gr   10.6 Oz (including 4 x AA Alkaline batteries)
Digital Input type	Passive (Dry Contact, Door Sensor, Switch, PLC Output, etc.)
Temperature and RH Specifications	Refer to BLOCK Family general Specification Sheet
External Sensor's length	1.5 meters (5 ft) - Extendable up to 9 meters (30 ft.)
External Sensor's measurement range	-55°C to +125°C (-67°F to +257°F)

Refer to the BLOCK Family "General Specifications" (page 7) for more technical details.





## BLOCK THERMO II

Ideal for precise temperature monitoring across multiple points, Thermo II is designed for applications in cold storage, industrial processes, and environmental monitoring. With the ability to handle two independent probes, it ensures comprehensive and flexible temperature tracking for diverse needs.

### Key Features:

**Dual Temperature Monitoring:** Supports two independent external probes, each functioning as a separate sensor with individual alarms and recording capabilities. **Wide Temperature Range:** Each probe operates from -55°C to +125°C, making the device suitable for a variety of applications.

**Detachable Probe Options:** Customers can choose between an ordinary model or a Thermowell pocket for enhanced durability and installation flexibility.

**NIST Certification Option:** The external sensor is available with or without a NIST traceable calibration certificate, catering to different compliance requirements.

**Automated Alarms:** Sends phone calls, texts, and email alerts if temperature measurements exceed set thresholds or if digital inputs are activated. **Data Analysis & Reporting:** Provides detailed records, graphs, and min-max-average reports, and supports specialized applications with customized data for compliance and operational efficiency.

- **PORT I** External Digital Temp Sensor
- **PORT II** Digital Input (optional)
- **PORT III** External Digital Temp Sensor

## Monitoring Capabilities

○ Record & Send Alarm (Detachable)    ○ Only Recording

Probe Temp I	Probe Temp II	Ambient Temp	Relative Humidity	Location Cellular Only	Digital Input

## Technical Specifications

Weight	300 gr   10.6 Oz (including 4 x AA Alkaline batteries)
Digital Input type	Passive (Dry Contact, Door Sensor, Switch, PLC Output, etc.)
Temperature and RH Specifications	Refer to BLOCK Family general Specification Sheet
External Sensor's length	1.5 meters (5 ft) - Extendable up to 9 meters (30 ft.)
External Sensors' measurement range	-55°C to +125°C (-67°F to +257°F)

Refer to the BLOCK Family "General Specifications" (page 7) for more technical details.

# External Digital Temperature Sensors

Part Numbers: DSTS15, DS15N0, DS15NB, Tw0525

## External Digital Sensors



**Standard Digital Temperature Probe 1.5 m (5ft.) - Waterproof stainless steel pocket (Pocket is submersible)**

Part Number: DSTS15

-55° to +125°C (-67 to +257°F)  
Accuracy: ±0.5°C (0.9°F)



**Standard Digital Temperature Probe With NIST Traceable Calibration Test Certificate**

Part Number: DS15N0

Default Calibration test point at 0°C (32°F) unless indicated



**Standard Digital Temperature Probe With NIST traceable Calibration Test Certificate and Vial Bottle filled with Ethanol**

Part Number: DS15NB

Default Calibration test point at 0°C (32°F) unless indicated

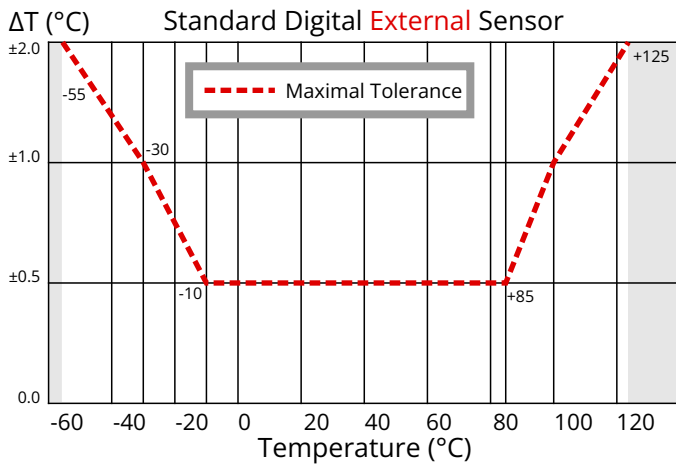


**Digital Temperature 1/2" NPT thermowell Probe 1.5 m (5ft.) - Waterproof stainless steel pocket (Pocket is submersible)**

Part Number: TW0525

-55° to +125°C (-67 to +257°F)  
Accuracy: ±0.5°C (0.9°F)

## Sensors' Accuracy



### For External Sensors:

**Standard Probes:** The sensors included with the products by default are standard probes without a NIST certificate.

**NIST Certification:** To include a NIST certificate, please indicate "NIST" in your PO. The default testing point is 0°C (32°F) unless otherwise specified.

**Thermowell Sensors:** Please specify the required pocket length and thread size in your purchase order (PO). By default, the thread size is 1/2" NPT, and the probe length is 1" (25 mm).

## Technical Specifications

External detachable Sensor's	°C	-55 to +125
Temperature measurement range	°F	-67 to +257
Temperature reporting resolution		0.1
Default NIST testing point		0°C (32°F)
Length		1.5 meters (5 ft) – extendable up to 9 meters (30 ft)

## What is a NIST-traceable calibration certificate?

### NIST Traceable Calibration Certificate

NIST traceability for temperature sensors ensures accurate and reliable temperature measurements by linking them to standards maintained by the National Institute of Standards and Technology (NIST). This traceability involves calibrating sensors against certified reference instruments that have been directly or indirectly compared to NIST standards under documented and controlled processes. It is critical for industries like pharmaceuticals and food, where precise temperature control is essential for maintaining compliance with regulatory requirements, such as FDA guidelines. In these sectors, NIST traceability safeguards the safety, quality, and integrity of temperature-sensitive products, including medications and perishable foods, ensuring they remain effective and safe for consumption.

## Why do calibration certificates need renewal, and what is “Drift” in temperature measurements?

Drift in a temperature sensor refers to the gradual change in its accuracy over time due to factors like aging, environmental exposure, and wear of components. This deviation can result in unreliable measurements, compromising processes that rely on precise temperature control, such as pharmaceutical storage. Regular recalibration ensures that the sensor maintains its accuracy by aligning it with certified standards. If the drift exceeds acceptable limits or the sensor is no longer reliable after recalibration, it should be replaced to ensure compliance with regulatory standards and safeguard product quality.



## How does LoggerFlex simplify and reduce the cost of renewing calibration certificates?

LoggerFlex revolutionizes maintaining a valid NIST certificate by leveraging detachable digital sensors equipped with unique electronic serial numbers and QR codes for seamless identification and certification management. These external probes are calibrated against NIST traceable standards at the factory, and their calibration certificates, accessible online via QR code, remain valid for up to 5 years when the sensor is stored or 3 years when in use. This innovation eliminates the need to send entire dataloggers to labs for recalibration, a process that incurs high costs, shipping delays, and leaves facilities without monitoring or alarm systems.



When a sensor's calibration certificate nears expiration, EDGE devices automatically send an email reminder and display the remaining validity period on screen. Simply replace the compact, affordable probe with a new, pre-calibrated one, ensuring uninterrupted compliance and zero downtime. This modular approach significantly reduces costs, minimizes environmental waste, and extends the lifespan of the datalogger. By enabling quick, on-site probe replacement, LoggerFlex delivers a sustainable and efficient solution for maintaining accuracy and meeting regulatory standards in precision-critical industries.



WiFi



Cellular



BLE



WiFi



Cellular

## EDGE AIR

EDGE AIR delivers precision monitoring of ambient temperature, relative humidity, CO<sub>2</sub> concentration, and air quality. With BLE, WiFi, and Cellular connectivity, it ensures uninterrupted data flow to the LoggerFlex Cloud.

**Co<sub>2</sub> Alarm Suite:** Instant alerts for high CO<sub>2</sub> spikes and long-term exposure thresholds

**Mold Index Predictor:** Calculates mold risk based on temperature and humidity trends

**On-Device & Remote Notifications:** Visual display warnings, audible buzzer, plus email/SMS/phone alerts

**Advanced Reporting:** Five-stage air quality charting, time-series graphs, and compliance-ready reports, Maintain healthier indoor spaces in schools, offices, healthcare settings, and more, proactively, accurately, and with zero downtime.

### Real-time Alarms

- High & Low Temperature, Humidity, and CO<sub>2</sub> Momentary Spike Alarms.
- Co<sub>2</sub> Long-Term Exposure Warnings.
- Power Interruption and Restoration Alarms.
- Flood Detection, Door Magnet or Dry contact Real-Time Alarms.
- Mold Index Calculation and Mold risk Warnings.



- PORT I Not in Use
- PORT II Digital | Flood (optional)
- PORT III Not in Use

## Monitoring Capabilities



Internal



Detachable



CO<sub>2</sub> Concentration



Air Quality



Ambient Temperature



Relative Humidity



Mold Index



Location Cellular Only



Flood Detector



Digital Input



Power Disruption

## Technical Specifications

Temperature measurement range	-10 to +60°C   +14° to +140°F
Air Quality Measurement Range	5 levels ranging from Excellent to Dangerous
Carbon dioxide Sensor's Measurement Principal	Photoacoustic
Carbon dioxide Measurement Range (Co <sub>2</sub> )	400 ppm to 2,000 ppm
CO <sub>2</sub> Measurement Accuracy	±40 ppm + 5% of reading (at 25°C & 50% RH)
Mold index range	0 to 100

Refer to the EDGE Family "General Specifications" (page 5) for more technical details.



## BLOCK CO<sub>2</sub> + TEMP + RH

### All-in-one WiFi Co<sub>2</sub> Monitoring Solution: Comprehensive Long-Term Exposure and Instant CO<sub>2</sub> Intensity Alarms with Temperature and Humidity Monitoring & Recording

The LoggerFlex BLOCK CO<sub>2</sub> monitoring solution stands out as the only device on the market offering a unique long-term exposure monitoring capability. It records CO<sub>2</sub> intensity, temperature, and relative humidity while providing real-time alarms via email, SMS, and phone calls for high CO<sub>2</sub> levels or out-of-range temperature thresholds. Its advanced feature allows users to define an unlimited number of rules for long exposure level alarms. By continuously calculating the time-weighted average of CO<sub>2</sub> intensity over the past hours, the device can trigger specific alarms for prolonged exposure, ensuring prompt actions to uphold air quality and safety standards.

#### What is CO<sub>2</sub> long-term exposure?

CO<sub>2</sub> long exposure refers to being continuously exposed to elevated levels of carbon dioxide over an extended period. Unlike short-term exposure, which may cause mild symptoms like drowsiness or headaches, long-term exposure to high CO<sub>2</sub> concentrations can have more severe health effects, such as impaired cognitive function, increased heart rate, dizziness, and even respiratory issues. Over time, prolonged exposure to CO<sub>2</sub> can impact overall well-being, especially in environments with poor ventilation, such as offices, classrooms, and industrial settings. Consistent monitoring and timely mitigation of CO<sub>2</sub> levels are essential to prevent the accumulation of CO<sub>2</sub> to hazardous levels, making long-term exposure alarms critical for maintaining healthy indoor air quality and ensuring the safety of occupants.

- PORT I Not in Use
- PORT II Digital Input (optional)
- PORT III Flood Detector (optional)

## Monitoring Capabilities

- Record & Send Alarm (Internal)
- Record & Send Alarm (Detachable)
- Only Recording



CO<sub>2</sub> Intensity



Temperature



Relative Humidity



Mold index



Flood Detector



Digital Input

## Technical Specifications

Temperature measurement range	-10 to +60°C   +14° to +140°F
CO <sub>2</sub> measurement range and accuracy	400-1,000 ppm: ±(50 ppm + 2.5% of reading)
	1,001-2,000 ppm: ±(50 ppm + 3% of reading)
	2,001-5,000 ppm: ±(40 ppm + 5% of reading)
Mold index range	0 to 100

Refer to the BLOCK Family "General Specifications" (page 7) for more technical details.



## CO<sub>2</sub> & Air Quality Sensors' Use Cases

A CO<sub>2</sub> datalogger is essential in indoor agriculture for monitoring and optimizing carbon dioxide levels, a critical factor for plant growth and photosynthesis. By continuously measuring CO<sub>2</sub> concentrations, along with temperature and humidity (RH), it ensures the environment remains within ideal ranges, maximizing crop yield and quality. The ability to monitor all three parameters in one device simplifies operations, reduces equipment costs, and ensures a comprehensive understanding of environmental conditions. Real-time alarms help prevent deviations that could harm plants or pose health risks to workers, supporting efficient resource use and creating a safe, controlled agricultural setting.



A CO<sub>2</sub> datalogger in a classroom is vital for monitoring indoor air quality to ensure a healthy and productive learning environment. High CO<sub>2</sub> levels, combined with inappropriate temperature and humidity (RH), can lead to discomfort, drowsiness, and reduced cognitive performance among students and teachers. A device that monitors CO<sub>2</sub>, temperature, and RH in one unit provides a complete picture of air quality, streamlining maintenance and reducing the need for multiple instruments. Real-time alarms and data tracking enable timely ventilation adjustments, improving overall well-being and creating a safer, more effective educational space that complies with health and safety standards.



A CO<sub>2</sub> datalogger that also monitors temperature and relative humidity (RH) is invaluable in work environments, offices, and public spaces for maintaining indoor air quality, comfort, and OSHA compliance. Elevated CO<sub>2</sub> levels, along with improper temperature and humidity, can lead to fatigue, reduced productivity, and health risks for occupants. By continuously tracking these parameters, the datalogger ensures conditions remain within safe and optimal ranges. It provides real-time alarms for immediate action and generates data to support compliance with OSHA standards and ventilation guidelines, creating healthier, safer, and more comfortable environments for employees and the public.



A CO<sub>2</sub> datalogger that also monitors temperature and relative humidity (RH) is invaluable in work environments, offices, and public spaces for maintaining indoor air quality, comfort, and OSHA compliance. Elevated CO<sub>2</sub> levels, along with improper temperature and humidity, can lead to fatigue, reduced productivity, and health risks for occupants. By continuously tracking these parameters, the datalogger ensures conditions remain within safe and optimal ranges. It provides real-time alarms for immediate action and generates data to support compliance with OSHA standards and ventilation guidelines, creating healthier, safer, and more comfortable environments for employees and the public.





# BLOCK Fluid Pressure & TEMP

Part Number: BLTPRS-XXXX



WiFi



Pressure sensor range must be selected when ordering, as it is permanently integrated into the device and cannot be changed later.

- **PORT I** External Digital Temp Sensor
- **PORT II** Digital Input (optional)
- **PORT III** Flood Detector (optional)

## BLOCK Fluid Pressure & TEMP

The BLOCK Fluid Pressure and Temperature monitoring solution provides precise measurements of fluid pressure and temperature, along with real-time alarms for various applications. It also records ambient temperature and humidity and features two external ports for a flood sensor and a programmable digital input, which can function as a cumulative pulse counter or digital input alarm. With the ability to report pressure in H2Omm, (in addition to MPa, and PSI), it is an excellent choice for depth monitoring in tanks, eliminating the need to insert components into the tank or access its top. This versatility makes it suitable for a wide range of environments.

### Available pressure ranges:

0 to 5 bars (0 to 0.1 MPa = 100 Kpa) - Part Number: BLTPRS-0100  
Suitable for water tank depth measurement (up to 10 meters)

0 to 5 bars (0 to 0.25 MPa = 250 Kpa) - Part Number: BLTPRS-0250  
Suitable for water tank depth measurement (up to 25 meters)

0 to 5 bars (0 to 0.5 MPa = 500 Kpa) - Part Number: BLTPRS-0500

0 to 10 bars (0 to 1 MPa = 1000 Kpa) - Part Number: BLTPRS-001K  
Suitable for city water supply pressure

0 to 20 bars (0 to 2 MPa = 2000 Kpa) - Part Number: BLTPRS-002K

0 to 50 bars (0 to 5 MPa = 5000 Kpa) - Part Number: BLTPRS-005K

0 to 100 bars (0 to 10 MPa = 10000 Kpa) - Part Number: BLTPRS-010K

## Monitoring Capabilities

○ Record & Send Alarm (Detachable) ○ Only Recording



Pressure



Fluid Temp



Ambient Temp



Relative Humidity



Flood Detector



Digital Input


## Technical Specifications

Pressure Sensor's Linearity, hysteresis, repetitiveness	< 0.5% sensor's full range
Thread	1/4" NPT
Digital / Pulse Input	By order - Default = Pulse Counter
External Sensors protection Class and Material	IP65/IP67 - Stainless steel 304
Battery Life	30 Days

Refer to the BLOCK Family "General Specifications" (page 7) for more technical details.

# BLOCK Fluid Pressure and Temperature Usage in Predictive Maintenance

## Industrial Monitoring



### Pressurized Systems health and Leak Detection

The BLOCK Fluid Pressure and Temperature monitoring solution is invaluable for detecting leaks in pressurized systems, ensuring safety, efficiency, and system reliability. In coolers and chillers, maintaining stable refrigerant pressure is critical for optimal cooling performance. A refrigerant leak can lead to reduced efficiency, increased energy costs, and potential damage to the compressor. By continuously monitoring refrigerant pressure, the BLOCK device enables early detection of leaks, allowing maintenance teams to address issues before they escalate into costly failures.

In fire extinguisher sprinkler systems, consistent pressure is crucial for readiness during emergencies. The BLOCK device provides constant monitoring of pressure levels, immediately identifying any drops that may indicate leaks or system malfunctions. Additionally, in long pressurized pipelines, such as those in industrial or utility settings, the device can detect pressure anomalies that signal leaks or blockages, ensuring timely interventions to prevent significant losses or operational disruptions. This real-time leak detection capability makes the BLOCK device an essential tool for maintaining the integrity of pressurized systems.

### Monitoring Water Filter Efficiency

Installing two BLOCK devices on either side of a water filter enables monitoring of pressure differentials. As the filter fills with debris, the pressure difference between the inlet and outlet increases. The BLOCK devices can detect this change, alerting maintenance teams that the filter needs replacement or cleaning. This ensures optimal water flow, reduces system strain, and prevents costly damage to downstream equipment.

### Pressure and Depth Monitoring for Predicting Consumption Patterns

In applications such as water storage or fuel tanks, the BLOCK device can measure fluid pressure and depth to monitor usage trends over time. By analyzing historical data, businesses can predict consumption patterns, schedule refills, and detect abnormalities such as unexpected drops in depth that may indicate leaks or unauthorized usage. This predictive capability improves resource management and reduces operational risks.

### Pump Output Pressure Monitoring

Pumps are essential to industrial processes, water and wastewater management, HVAC systems, and building utilities, where maintaining consistent output pressure is crucial for efficiency. The BLOCK device is designed to monitor, record, and document pump output pressure, helping detect gradual declines that could indicate issues such as worn-out components or blockages. By identifying these pressure trends in advance, maintenance teams can take proactive measures to repair or replace components, ensuring uninterrupted operation and reducing the risk of unexpected failures.



## HVAC Systems



# BLOCK TEMP + CURRENT

Part Number: BLXTCS



WiFi



## BLOCK TEMP + CURRENT

The BLOCK TEMP + CURRENT is an advanced monitoring device designed to measure temperature and electrical current with precision. It utilizes a non-invasive CT clamp for current measurement, ensuring easy installation without disrupting the electrical system. Key Features and Benefits:

**Predictive Maintenance:** BLOCK TEMP + CURRENT is equipped with advanced alarms that detect chronic issues in electrical systems by monitoring prolonged current increases beyond preset thresholds. This ensures that alerts are only triggered for sustained abnormalities, avoiding unnecessary disruptions from momentary fluctuations. Its trend detection capabilities further enhance maintenance efficiency by identifying gradual shifts or drifts in current draw patterns, which can signal developing problems. These features enable users to take proactive action, preventing minor issues from escalating into costly system failures and ensuring reliable operation.

**Versatile Applications:** Ideal for monitoring HVAC systems, motors, compressors, and other electrical equipment, ensuring efficiency and longevity.

**Energy Monitoring and Cost Estimation:** BLOCK TEMP + CURRENT accurately measures current and estimates energy consumption (kWh), offering detailed insights into usage patterns. It also exports energy data as clear, easy-to-understand charts and calculates estimated energy costs, empowering users to optimize their energy expenses effectively.

Paired with the LF Cloud App, BLOCK TEMP + CURRENT provides real-time data analysis, alarms, and remote access for comprehensive monitoring.

- **PORT I** External Digital Temp Sensor
- **PORT II** Digital Input (optional)
- **PORT III** Current Clamp (30A AC)

## Monitoring Capabilities

○ Record & Send Alarm (Detachable)    ○ Only Recording



AC Current



Temperature



Ambient Temp



Relative Humidity



Digital Input



Kwh Energy

## Technical Specifications

AC Current Measurement Range	0 to 30 A (Contact us for higher range)
AC Current Measurement Accuracy	±3%
Cumulative energy recorder (based on fixed voltage assumption)	Kwh
Threshold Alerts	Daily, Weekly, Monthly, Yearly, Absolute
Battery Life	6 Months

Refer to the BLOCK Family "General Specifications" (page 7) for more technical details.



## BLOCK Motions

The BLOCK Motion is a versatile monitoring device available in WiFi and cellular versions with global connectivity. It combines all the features of BLOCK Essential with a PIR motion detector for enhanced functionality.

### Key Features & Use Cases:

**Motion Detection:** Sends real-time alarms for detected motion, ensuring added security.

**Environmental Monitoring:** Tracks parameters like temperature and humidity, with adjustable thresholds for alarms.

**Global Connectivity:** Offers WiFi and cellular versions for reliable operation anywhere.

**Data Logging and Alarms:** Logs environmental data and motion events with real-time alerts via calls, texts, and emails.

**Security:** Detect motion in restricted areas or facilities with instant alerts.

**Remote Locations:** Cellular connectivity ensures monitoring in areas without WiFi access.

BLOCK Motion combines environmental tracking with motion detection, making it essential for security, industrial, and environmental applications.

- PORT I Not in Use
- PORT II Digital Input (optional)
- PORT III Flood Detector (optional)

## Monitoring Capabilities

○ Record & Send Alarm (Internal)      ○ Record & Send Alarm (Detachable)



Motion Detector



Ambient Temp



Relative Humidity



Mold index



Flood Detector



Digital Input

## Technical Specifications

FOV (field Of View)	140°
Vision depth	Minimum 3 meters (10 ft), Up to 5 meters (16 ft)
Temperature and RH Specifications	Refer to BLOCK Family general Specification Sheet
Mold index range	0 to 100
Mold Growth Prediction Alarm	Can be configured to any threshold

Refer to the BLOCK Family "General Specifications" (page 7) for more technical details.





## BLOCK PULSE COUNTER

The BLOCK Pulse Counter is a versatile device designed to track cumulative values from any pulse-generating source, such as water meters, gas meters, or other utility meters. It seamlessly integrates with LoggerFlex's cloud-based application to provide comprehensive monitoring and management of utility consumption. Key Features and Benefits:

**Utility Monitoring:** Accurately records consumption data for water, gas, electricity, or any other resource measured via pulse generators.

**Alarms for Excessive Usage:** Sends real-time alerts when consumption exceeds predefined thresholds, allowing for quick corrective action.

**Leakage Detection:** Identifies anomalies or continuous usage patterns that may indicate leaks, helping to minimize waste and prevent costly damages.

**Cost Allocation:** Simplifies billing by attributing utility consumption to individual units or departments, making it ideal for residential, commercial, and industrial applications.

**Energy Auditing:** Offers detailed insights into usage patterns, enabling better resource management and energy efficiency.

Paired with the LF Cloud App, the BLOCK Pulse Counter transforms raw consumption data into actionable intelligence, providing clear reports, trend analysis, and remote access for easy monitoring from any device. Whether for energy audits, cost management, or sustainability efforts, the BLOCK Pulse Counter is a reliable and essential tool for efficient resource management.

- PORT I Not in Use
- PORT II Digital Pulse Input
- PORT III Flood Detector (optional)

## Monitoring Capabilities



Pulse



Temperature



Relative Humidity



Flood Detector

● Record & Send Alarm (Internal)

● Record & Send Alarm (Detachable)



Water Meter



Power Meter



Object Counter



Gas Meter



Heat Meter



Traffic Counter

## Technical Specifications

Maximum Pulse Frequency	50 Hz
Pulse Type Compatibility	Passive
Threshold Alerts	Daily, Weekly, Monthly, Yearly, Absolute
Unit	Selectable in the application
Connector Type	2 Pins Audio Jack / 2 Poles Terminal

Refer to the BLOCK Family "General Specifications" (page 7) for more technical details.



## WiFi Water Meter

BLOCK PULSE COUNTER + WATER METER



### Water Metering

Water metering provides precise measurements of water usage, enabling better management and conservation of resources. It promotes accountability by encouraging users to monitor and reduce consumption, helps detect leaks early, and supports fair billing based on actual usage.

### Industries and Agriculture

In industries, metering highlights water footprints, allowing businesses to calculate water usage and costs per product type. This helps identify inefficiencies, optimize production processes, and meet sustainability goals. For agriculture, metering tracks irrigation usage, aiding in water conservation and improving crop yield efficiency. By understanding the water footprint, farmers can make data-driven decisions, reduce costs, and enhance environmental stewardship.

### Water Submetering

Water submetering ensures accurate measurement of individual consumption in multi-unit properties, ensuring each tenant pays only for their usage. It fosters accountability, reduces disputes over shared bills, and identifies inefficiencies. Submetering also supports sustainability efforts by raising awareness of water usage and encouraging conservation practices among users.

**Water meter type:** Volumetric Piston Rotary - R160

**Thread:** 3/4" (nominal size 1/2")

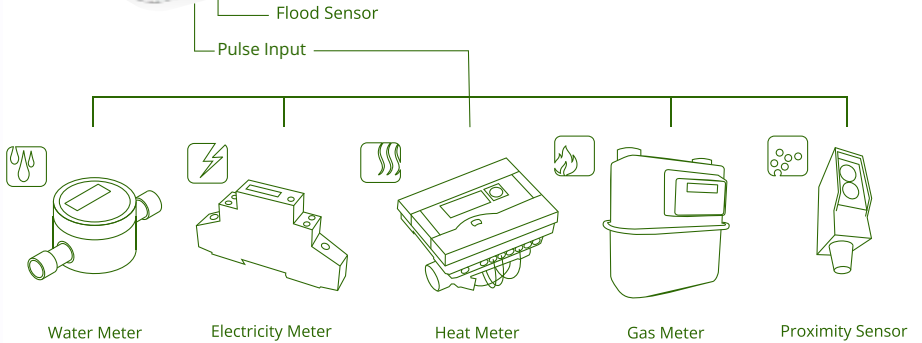
**Nominal Capacity (Q3):** 3.5 m<sup>3</sup>/h (12.8 GPM)

**Max Pressure:** 16 bar - Max Tem: 50°C (120°F)

**Body material:** ABS (No lead)

**Accuracy:** Nominal flow: ±2%; Transitional flow: ±5%

“ If you can not measure it, you can not improve it. ”





# BLOCK ANALOG - 4-20 mA Loop

Part Number: BLA420



WiFi



## BLOCK ANALOG - 4-20 mA Loop

The BLOCK Analog - 4-20 mA Loop is a versatile device that brings advanced monitoring, real-time alarms, and cloud data logging capabilities to any device with a 4-20 mA loop analog output. Designed for seamless integration and precision, it ensures comprehensive monitoring and actionable insights.

### Key Features:

**Adjustable Dimensions & Range and Sensor Disconnection Detection:** Allows flexible mapping of current values to sensor-specific dimensions and ranges via the application, making it suitable for diverse applications.

**Real-Time Alarms:** Sends instant alerts based on mapped current values within the sensor's adjustable dimension and range, ensuring timely intervention for critical conditions.

**Web Interface & Cloud Logging:** Offers easy configuration and access to historical data through a web interface and cloud-based storage, ensuring remote accessibility and secure record-keeping.

With 4-20 mA analog output transducers being incredibly common across all industries, you can find sensors for virtually anything—from suspended particles to formaldehyde levels to water turbidity. By pairing these sensors with BLOCK Analog - 4-20 mA Loop, you can transform any measurement system into a powerful datalogger with real-time alarms and advanced data analysis capabilities, leveraging the robust LF Cloud platform to monitor and analyze anything you need with ease.

- PORT I Not in Use
- PORT II Digital Input (optional)
- PORT III 4-20 mA loop analog Signal

## Monitoring Capabilities

- Record & Send Alarm (Internal)
- Record & Send Alarm (Detachable)
- Only Recording



4-20 mA



Temperature



Relative Humidity



Digital Input

## Technical Specifications

Measurement Range	4 to 20 mA loop (<4 = Sensor Disconnected)
Unit and mapping Range	Defined in the application
Accuracy	±2% of full scale
Resolution	0.01
Power source for sensor	Not included

Refer to the BLOCK Family "General Specifications" (page 7) for more technical details.

# BLOCK THERMOMAX

Part Number: BLXULT



WiFi



## BLOCK THERMOMAX


The BLOCK THERMOMAX is a versatile temperature monitoring device featuring an external RTD (PT1000) sensor, designed to handle extreme temperature ranges. It supports two interchangeable probes for various applications and offers both data recording and real-time alarms for critical conditions:

**Low-Temperature Probe (-55° to -200°C / -67° to -330°F):** Ideal for cryogenic applications such as liquid nitrogen storage, deep-freeze facilities, and industrial cooling systems.

**High-Temperature Probe (+125° to +350°C / +257° to +662°F):** Suitable for processes like food processing, kiln monitoring, and high-temperature machinery in manufacturing.

With its ability to record data for analysis and send real-time alarms when temperatures exceed set thresholds, the BLOCK THERMOMAX ensures timely intervention and enhances operational reliability. Although not waterproof, it is a dependable solution for demanding industrial, scientific, and specialized applications.

- PORT I Not in Use
- PORT II Digital Input (optional)
- PORT III External Analog Temp Sensor



### From Extremely Cold to Extremely Hot

**-55° to -200°C / -67° to -330°F**

**+125° to +350°C / +257° to +662°F**

## Monitoring Capabilities

- Record & Send Alarm (Internal)
- Record & Send Alarm (Detachable)
- Only Recording



Temp Probe



Ambient Temp



Relative Humidity



Digital Input

## Technical Specifications

Low-Temperature Probe measurement range	-55° to -200°C   -67° to -330°F
High-Temperature Probe measurement range	+125° to +350°C   +257° to +662°F
Accuracy	±1.5 °C   2.7°F
External Sensor's length	1meter (3 ft)
Battery Life	6 Months

Refer to the BLOCK Family "General Specifications" (page 7) for more technical details.

# BLOCK Differential Air (Gas) Pressure

Part Number: BLDIFP



WiFi



## BLOCK Differential Air (Gas) Pressure

The BLOCK Differential Air (Gas) Pressure device is a precise and reliable solution for monitoring differential air or gas pressure within a range of 0 to 4,000 Pa. It is essential for maintaining optimal conditions in diverse settings, from industrial environments to specialized spaces like cleanrooms.

**Predictive Maintenance:** This device plays a critical role in identifying issues such as clogged air filters, enabling proactive maintenance to prevent system failures and enhance operational efficiency. It supports maintaining negative pressure in critical environments, ensuring air quality and compliance with standards.

**Depth Monitoring:** With the capability to report pressure in H<sub>2</sub>O mm, the BLOCK Differential Air (Gas) Pressure device provides accurate measurements for applications requiring water depth monitoring up to 400 mm.

Additionally, the device records data for comprehensive analysis and issues real-time alarms when pressure conditions exceed defined thresholds. This ensures timely interventions. Its versatility and precision make it an indispensable tool for effective environmental and system management.

- PORT I Not in Use
- PORT II Digital Input (optional)
- PORT III Flood Detector (optional)




## Monitoring Capabilities

- Record & Send Alarm (Internal)
- Record & Send Alarm (Detachable)
- Only Recording



Diff. Pressure



Water Depth



Temperature



Relative Humidity



Flood Detector



Digital Input

## Technical Specifications

Diff Pressure Measurement Range	0 to 4KPa (0 to 4000 pa)
Water Depth Measurement Range (H2OMM)	0 to 400 mm (0 to 15.8 inch)
Accuracy	±1% of full scale
Resolution	0.001 KPa
External Accessories	2mm D - 600 mm (2 ft.) silicon hose

Refer to the BLOCK Family "General Specifications" (page 7) for more technical details.



## BLOCK LIGHT & TEMP

The BLOCK Light & Temp is an advanced data logger designed to monitor, record, and analyze light intensity and temperature. In addition to sending real-time alarms for high or low light intensity, it offers powerful reporting capabilities, including cumulative light exposure over specified intervals. It also calculates UV power in milliwatts (mW) based on the selected light source and generates detailed UV exposure reports, making it an indispensable tool for managing light-sensitive environments.

### Key Use Cases:

**Museums and Galleries:** Protect delicate artworks and artifacts by monitoring light intensity and UV exposure to prevent fading or degradation. Generate detailed light and UV exposure reports to ensure compliance with preservation standards.

**Agriculture:** Optimize plant growth by tracking light intensity and cumulative exposure to ensure crops receive the right amount of light. Monitor UV exposure to support healthy growth and prevent plant stress.


**Workplace Compliance:** Ensure workplaces and educational spaces meet regulatory standards for light exposure, enhancing productivity and maintaining safety for employees and students.

The BLOCK Light & Temp combines precision monitoring, advanced reporting, and real-time alerts, offering a complete solution for managing light-sensitive environments in museums, agriculture, and beyond.

- PORT I Not in Use
- PORT II Digital Input (optional)
- PORT III Flood Detector (optional)

## Monitoring Capabilities

- Record & Send Alarm (Internal)
- Record & Send Alarm (Detachable)
- Only Recording



Light intensity



Temperature



Relative Humidity



Flood Detector



Digital Input

## Technical Specifications

Light intensity Measurement Range	0 to 65535 lx
Ambient Temperature Measurement Range	-20 ~ +75°C   -4 ~+167°F
Temperature Measurement Resolution	0.1
Light intensity Measurement Resolution	1

Refer to the BLOCK Family "General Specifications" (page 7) for more technical details.



## BLOCK INFRARED

The BLOCK Infrared is a powerful contactless temperature logger designed to measure target surface temperatures using an advanced medical grade infrared sensor. It also monitors ambient temperature, making it ideal for applications requiring precise, non-contact temperature tracking.

Target Temperature  
-70 ~ +380°C  
(-94 ~+716°F)

### Key Use Cases:

**Rotating or Moving Objects:** Monitor the temperature of machinery components like rollers, conveyor belts, or turbines without needing to stop operations.

**Hazardous or Inaccessible Areas:** Safely measure the temperature of equipment in high-risk environments, such as furnaces, kilns, or high-voltage installations, without direct contact.

**Fragile or Sensitive Surfaces:** Log the temperature of delicate materials, coatings, or electronics where contact-based sensors might cause damage.

**Sanitation and Hygiene:** Ideal for applications in food processing or healthcare, where avoiding physical contact prevents contamination.

- PORT I Not in Use
- PORT II Digital Input (optional)
- PORT III Flood Detector (optional)

## Monitoring Capabilities

- Record & Send Alarm (Internal)
- Record & Send Alarm (Detachable)
- Only Recording



Target Temperature



Ambient Temp



Relative Humidity



Flood Detector

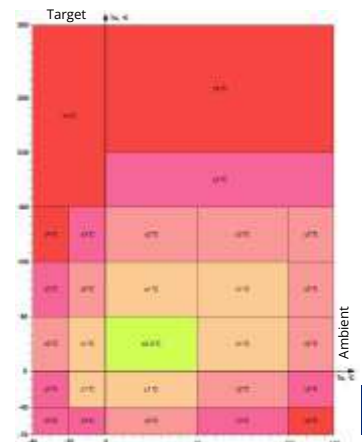


Digital Input

## Technical Specifications

Target Temperature Measurement Range	-70 ~ +380°C   -94 ~+716°F
Ambient Temperature Measurement Range	-20 ~ +75°C   -4 ~+167°F
Accuracy of Target Temperature	Minimum ±4°C   7.2°F - Front Table
Accuracy of Ambient Temperature	±0.5°C   0.9°F
FOV (Field Of View) Angle	5°

Refer to the BLOCK Family "General Specifications" (page 7) for more technical details.





# BLOCK BAROMETER & TEMP

Part Number: BLTBAR



WiFi



## BLOCK BAROMETER & TEMP

**BLOCK BAROMETER & TEMP** The BLOCK Barometer & Temp is a powerful device designed to measure, record, and send real-time alarms for air pressure within a range of 300 to 1100 hPa, along with temperature monitoring. With its dual functionality and reliable performance, it is an essential tool for maintaining optimal environmental conditions.

### Key Use Cases:

**Detecting Imbalances:** Continuous logging of pressure differences between indoor and outdoor environments helps identify imbalances in HVAC systems, reducing inefficiencies and preventing potential structural damage.

**Leak Detection:** Identifies abnormal pressure trends that may signal air leaks in ductwork, doors, or windows, enabling early corrective action to minimize energy waste.

**Optimizing Ventilation:** Ensures proper air exchange rates, preventing issues like under- or over-pressurization that can lead to equipment wear or compromised indoor air quality.

**Pressure-Sensitive Operations:** Monitors and records pressure fluctuations that can affect manufacturing or processing environments.

**Preventive Maintenance:** Detects anomalies in pressure trends that may indicate HVAC system inefficiencies or potential issues.

- PORT I Not in Use
- PORT II Digital Input (optional)
- PORT III Flood Detector (optional)

## Monitoring Capabilities

Record & Send Alarm (Internal)    
  Record & Send Alarm (Detachable)    
  Only Recording



Air pressure



Temperature



Relative Humidity



Flood Detector



Digital Input

## Technical Specifications

Atmospheric Pressure Measurement Range		300 to 1100 hPa	
Altitude equivalent Measurement Range	Meter	-500 to +9000	below/above sea level
	Foot	-1640 to +29500	
Temperature measurement range	°C	-20 to +70	
	°F	-4 to +160	

Refer to the BLOCK Family "General Specifications" (page 7) for more technical details.



WiFi



Ethernet

## Universal Modbus Bridge

The Universal Modbus Bridge is a powerful and flexible device designed to connect Rs485, Modbus-enabled sensors or M-BUS meters and devices to our advanced web application, offering comprehensive data management, reporting, and alarm functionality.

### Key Features:

**RS485 Interface:** Connects seamlessly to Modbus devices, supporting up to 64 devices on a single RS485 network.

**Multi-model Device Compatibility in the same network:** Reads multiple devices with different Modbus structures within the same network, offering unparalleled flexibility.

**M-Bus Support:** When paired with a M-BUS voltage level converter, it can also read M-Bus meters, broadening its utility.

**WiFi and LAN Connectivity:** Provides versatile networking options for reliable data



Part Number: UNIBRG  
Multi Device - No Alarm  
DIN Rail Mounting

**Customizable Units and Ranges:** Allows users to define measurement ranges and units in the application for tailored reporting.

**Data Logging and Reporting:** Records all sensor data securely for detailed analysis and reporting.

**Advanced Alarm Functions:** Integrates with LoggerFlex Cloud to deliver real-time alerts and trend-based notifications.

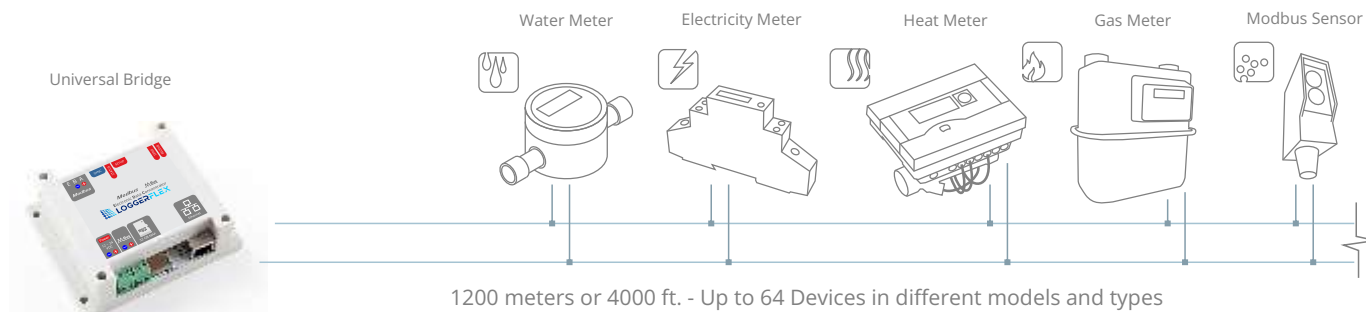
**Remote Configuration:** Enables receiving and updating Modbus device configurations remotely for hassle-free management.

The Universal Modbus Bridge is a comprehensive solution for managing and integrating Modbus devices into a single, powerful platform, ensuring seamless data monitoring, remote management, and actionable insights for diverse industrial applications.



Part Number: MODBUS  
Single device - WiFi  
With Alarm for up to  
2 (Two) Parameters

## Rs485 & M-bus Network diagram



1200 meters or 4000 ft. - Up to 64 Devices in different models and types



## Agribun Family

The Agribun series offers cutting-edge soil monitoring solutions designed to enhance agricultural productivity and resource efficiency. With its advanced features and seamless connectivity, Agribun empowers farmers to make data-driven decisions for optimal crop performance.

**Agribun Soil Moisture + Soil Temperature:** This model tracks soil moisture levels alongside soil temperature, providing valuable insights to help farmers manage irrigation more efficiently. By monitoring temperature, it ensures that soil remains above freezing during planting and frost-free during harvest, extending growing seasons and maximizing crop yield and quality.

**Agribun Soil Moisture + Ambient Temperature:** This version pairs soil moisture monitoring with ambient temperature data, offering a broader perspective on environmental conditions. It helps farmers adjust irrigation strategies to align with changing weather, ensuring efficient water use and healthy plant growth.

Both models connect to 2.4GHz WiFi, enabling powerful features like real-time alarms for critical conditions such as water stress or temperature thresholds. While alarms are delivered instantly, data recording occurs periodically, providing a detailed log of soil and environmental parameters. This combination of real-time alerts and historical data ensures effective resource management, supports timely interventions, and promotes sustainable farming practices. With Agribun, farmers can maximize productivity while conserving water and improving crop outcomes.



### Agribun Soil Moisture + Ambient Temperature

Part Number: AGBINT

Gravimetric soil moisture content & ambient temperature monitoring  
 Calibrated with Black Earth soil  
 Waterproof (IP66) - 30 cm immersion for 10 minutes  
 Connectivity: 2.4 GHz Wi-Fi

**Measurement Range:**

**Soil Moisture:** 0 to 2 gr/gr Soil  
**Ambient Temperature:** -20°C to +70°C (-4°F to +160°F)

**Key Features**

Calibrated with "Black Earth" Soil  
 No soil ionization, salinity, acidity, or alkalinity interference  
 Temperature effect compensation for precise readings  
 Durable, water-resistant (IP66) design

### Agribun Soil Moisture + Soil Temperature

Part Number: AGBXT3

Gravimetric soil moisture content & soil temperature monitoring  
 Calibrated with Black Earth soil  
 Waterproof (IP66) - 30 cm immersion for 10 minutes  
 Connectivity: 2.4 GHz Wi-Fi

**Measurement Range:**

**Soil Moisture:** 0 to 2 gr/gr Soil  
**Soil Temperature:** -20°C to +70°C (-4°F to +160°F)

Wi-Fi connectivity (2.4 GHz)  
 Ultra-long battery life (up to 2 years with 2x AA replaceable)  
 Adjustable min/max alarms for moisture and temperature  
 Internal memory stores hourly records for up to 1.5 years



The Bun Family stands out with its sleek, round design, offering a unique aesthetic unlike any other data logger. These WiFi-enabled devices combine advanced functionality with ease of use, making them perfect for versatile environmental monitoring needs. Powered by 2 x AA Energizer Lithium Ultimate batteries for up to 3 years of operation, they ensure long-lasting performance and reliability.

**BUN HYGRO**

Part Number: BHYGRO

This model monitors temperature and relative humidity, providing precise environmental data. With real-time alarms for out-of-range conditions, it is ideal for applications like indoor climate monitoring, storage facilities, and sensitive materials preservation.

**BUN THERMO X**

Part Number: BUTX15

Featuring two channels for ambient and probe temperature, this model is perfect for applications requiring dual temperature tracking, such as cold storage, food safety, and industrial processes. It offers alarms for critical temperature deviations, ensuring timely action.



Both models combine innovative design, robust performance, and seamless integration with LoggerFlex Cloud, offering real-time monitoring, data logging, and detailed analytics for proactive management. The Bun Family delivers reliability and style, making it a standout choice in data logging.

## Technical Specifications

bun Thermo X Probe's measurement range	°C	-55 to +125
	°F	-67 to +257
Ambient Temp measurement range	°C	-20 to +70
	°F	-4 to +160
Temperature reporting resolution		0.1
bun Thermo X probe Length		1.5 meters (5 ft)
Power Supply		2 x AA Energizer Lithium Ultimate batteries
FCC ID		2AC7Z-ESPWROOM32
bun Hygro RH measurement range		0-99% non-condensing
Interface		Wi-Fi - IEEE 802.11 b/g/n - 2.4 GHz
Internal Memory Capacity		64,000 Record of each measured Parameter
Record intervals		1 minute to 30 minutes (down to 5 sec. by order)
Upload intervals		1 hour to once a week (down to 1 min. by order)
Dimensions	Height	H (max) = 34.5 mm (1 11/32")
	Diameter	D = 80 mm ( 3 5/32 ")

# ACCESSORIES

## Accessories



**3m (10 ft) Sensor Extension Cable**

Part Number: AUDEX3  
Sensor extension cable for digital temperature sensors



**High Temperature Probe**  
1.5 m (5ft.) - NOT Waterproof

Part Number: HTS015  
+125 to +550°C (+257 to +1022°F)  
Accuracy: ±3°C (5.4°F)



**Ultra Low Temperature Probe**  
1.5 m (5ft.) - NOT Waterproof

Part Number: HTUL10  
-200° to -55°C (-325 to -67°F)  
Accuracy: ±2°C (3.6°F)



**Mounting Sticker**

Part Number: BUNMNT  
Non-invasive nail and screw-free mounting



**Door Magnet Sensor**

Part Number: DMNDRY  
NC dry contact with magnet  
Sends Alarm when door is Open



**Silicone Cover**

Part Number: BLSLCO  
Silicone Weather Protection & Shock absorber for BLOCK



**Flood Detector Kit**

Part Number: FLDKT3  
Adapter + 3 meters (10ft.) all length sensitive



**Flood Sensor Extension**

Part Number: FLDEX3  
3 meters (10ft.) all-length sensitive



**3.5m³/h (12.8 GPM) Water Meter**

Part Number: WATP35  
Rotary Piston Volumetric-3/4" (nominal size 1/2")-16 bar-50°C



**Saddle-Tee**

Part Number: SAD105  
1" Pipe with 1/2" Connector For Thermowell sensors



**2 Pole Terminal Adapter**

Part Number: 2PAUTA  
2 pins Female Audio to terminal adapter for Pulse & Dry contact



**3 Pole Terminal Adapter**

Part Number: 3PAUTA  
3 pins Female Audio to terminal adapter for MODBUS interface



# Predictive Maintenance


## A Pro-Active Approach to Maintenance



Less Maintenance Cost



Less Facility Downtime

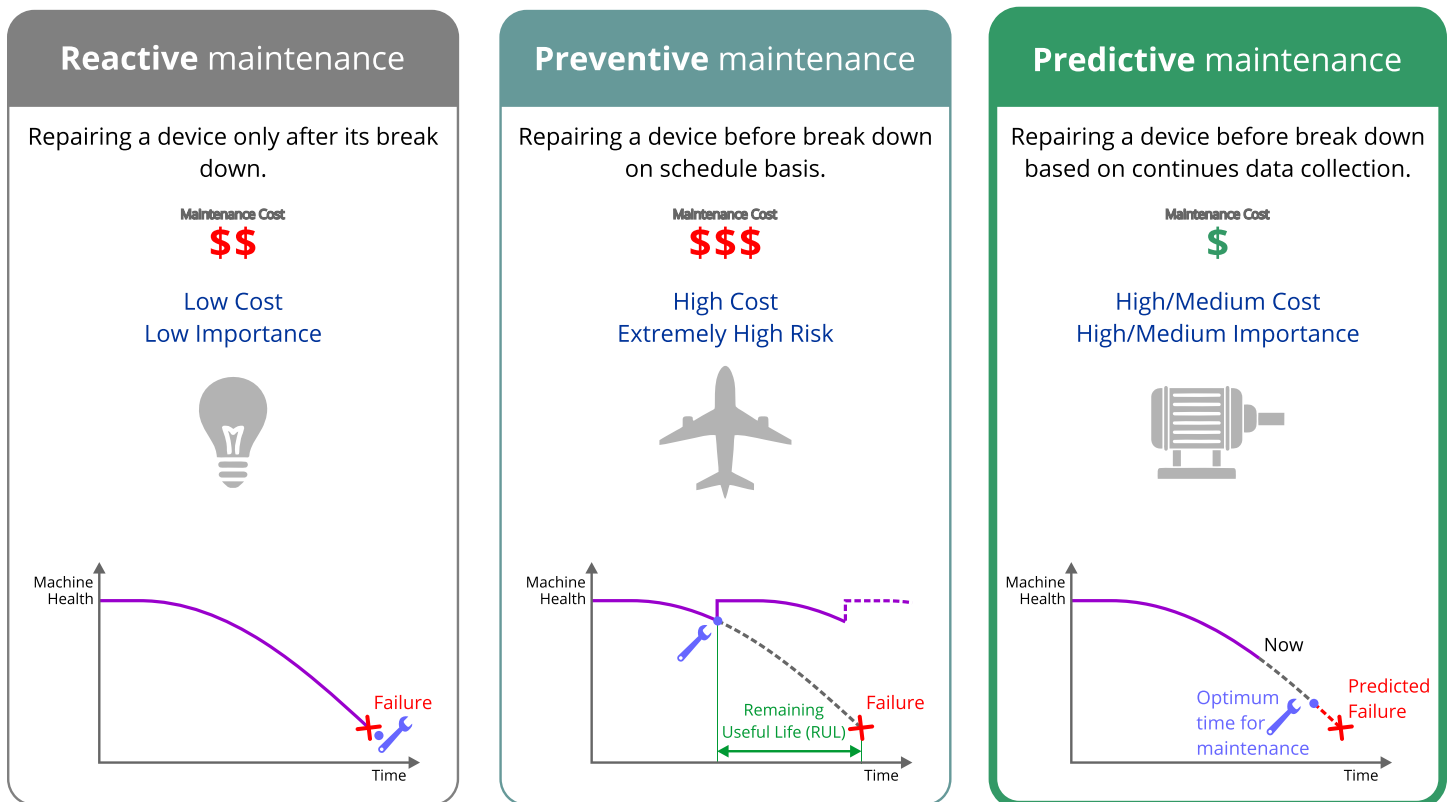


Less Equipment Damage

## What is "Predictive Maintenance" ?

The predictive maintenance strategy uses data collected from the actual condition of the equipment to plan the required maintenance and determine when it should be carried out. This allows necessary maintenance to be planned and executed before the system's condition worsens, preventing unplanned malfunctions. The strategy minimizes downtime and maximizes the equipment's productive life cycle. In other words, maintenance is performed neither earlier nor later than necessary.

These are most common maintenance strategies:



## How LoggerFlex Smart Devices Can Help You?

LoggerFlex provides cost-effective and low-maintenance monitoring hardware and software solutions to facilitate "Predictive Maintenance" for equipment of any size. Whether it's a pump, electric motor, HVAC system, elevator motor, ventilation system, or tool, our plug-and-play monitoring devices enable constant measurement, recording, and monitoring of the equipment's health. They can detect anomalies or early signs of deterioration or overload, notifying the maintenance team to schedule inspections or maintenance. Enhanced by AI anomaly detection, our cloud-based application can predict potential scenarios and suggest them to the maintenance crew.



**Loggerflex Smart Devices Ltd.**

2-3304 Cambie St., Vancouver,  
BC, Canada , V5Z 2W5

Support@Loggerflex.com  
www.Loggerflex.com

Toll Free: +1 (888) 365-8880

Local: +1 (604) 210-2242